

Build Your Birthday GLOW





BEFORE THE DAY

Prepping for your birthday is like prepping for any holiday/big event...

- Start early!
- The prep MATTERS!
- Consistency!
- Using the perfect products!
- After care!





Step 1:

STARTING EARLY IS THE KEY TO KEEPING THIS BIRTHDAY GLOW LOOKING PERFECT!!!

- The earlier you start the tanning process, the better!
- If you start too close to your event, you risk not getting the perfect glow.



STEP 2:

THE PREP


Utilize the proper products to prep your skin.

- Tan with clean, hydrated skin

Exfoliate before tanning to allow the body to absorb product more evenly,

Opt for using a red light service before a UV session!





STEP 3:

Choosing the perfect product!



Accelerator

- Great for beginner tanners!



Bronzer


- Natural Bronzer
- DHA Bronzer



Tingle


- This is for more of an experienced, niche tanner!





Why Products


MATTER



A great product can make or break the experience a tanner has while in the salon!

Different products are tailored for different pieces of equipment!

You can build the perfect routine for a tanner based on product!





PRODUCT BUNDLES

Based on Type of Tanner

NEW TANNER



NO DHA



DARK DHA





STEP 4:

HOW TO MAINTAIN:




KEEP YOUR SKIN HYDRATED



AVOID PRODUCTS THAT ARE NOT BOUGHT IN A SALON




CONSISTENCY








Your birthday is
only ONE day!
Your GLOW
should last all
YEAR!!!





DEVOTED
CREATIONS®
—SKINCARE—











Makayla Thomas

(727) 297-8730

makayla@devotedcreations.com

